

# AC station

# **FIMER FLEXA**

---

The FIMER FLEXA AC charger line is able to charge up to two electric vehicles in alternating current and meets the charge requirements of most users, in both private and public settings.

**Up to 22 kW**

The design of the FIMER FLEXA AC Station line is based on solidity and functionality, in compliance with the international standard IEC 61851-1.

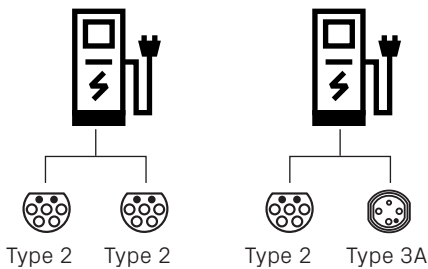
It allows to charge electric vehicles in mode 3 - case B and it is available in two different configurations: one which is equipped with two type 2 AC sockets, able to charge one or two electric vehicles in alternating current, each up to 22 kW; the second one equipped with one type 2 socket, charging with a power of up to 22kW, and one type 3A socket, which allows to charge with a power of up to 3.7 kW.

Both configurations are available in three versions:

- "Stand-alone", the charging station provides the maximum power required by the vehicle, based on the recharge status, protections and network conditions (without RFID management)
- "Local control mode", where the charging station is connected to a local system which allows to distribute the available power amongst the various charging points, in order to efficiently manage power peaks and energy consumption
- "Network mode", where the charging point is intelligently connected to a centralized system through an Internet connection which allows to manage the authorizations, the accounting, the permits and payments of energy

The FIMER FLEXA AC Station is made of durable materials, designed to withstand any weather condition and to ensure an extremely simple use both for the user and for the maintainer. Indeed, the electronic control devices are accessible separately from the power parts, with many advantages in terms of safety and reliability.

**Available configurations**



**FIMER FLEXA Stand Alone**

The FIMER FLEXA Stand Alone is a charging unit for stand-alone systems which is able to charge in alternating current (AC) mode 3, with a power of up to 2x22kW in its standard configuration, or 3.7kW in configuration T3A. Aesthetically captivating, robust and designed for maximum ease of use, it is the most reliable solution whenever charging stations which are free of charge are installed in semi-public or private environments, such as parking lots.

It is equipped with:

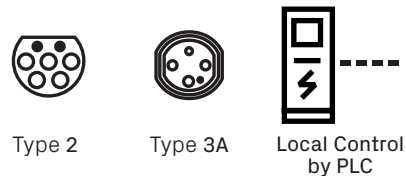
- Up to two type 3 sockets or with option T3A, with all the measurement and protection systems, electromechanical retention during charging, communication with the electric vehicle, connection monitoring and regulation of the current through PWM and differential protection circuit breaker type A
- Color-coded status LED for each socket (ready to use, faulty, charging etc...)
- Smart fault management, with internal check of the faults and automatic restart
- Internal load manager for the distribution of the maximum load set by the user, between the two sockets
- Plug&Charge operation mode (recharge activation without RFID)
- Back-up power supply with super "Supercap" capacitors
- Internal temperature sensors
- Stainless steel case
- Charging sockets equipped with protection and safety systems (shutter-type, vandal proof)
- Automatic reclosure of the type A differential circuit breaker
- Shutter-type auto reclosing sockets, vandal-proof
- External management system - MODBUS TCP/IP for local monitoring and backing up of data

**Signaling and control**

- Status LEDs and light signaling

**Types of connectors**

- Type 2 or T3A connectors
- IEC/EN 62196-2
- Connector used for AC recharging up to 22 kW



## FIMER FLEXA Local Controller

The FIMER FLEXA Local Controller is a 2x22 kW charging unit in its standard configuration or 3.7 kW in configuration T3A; equipped with a local RFID reader and ID card configuration (local white list), allowing individual charging and providing security and authorization management.

It is equipped with:

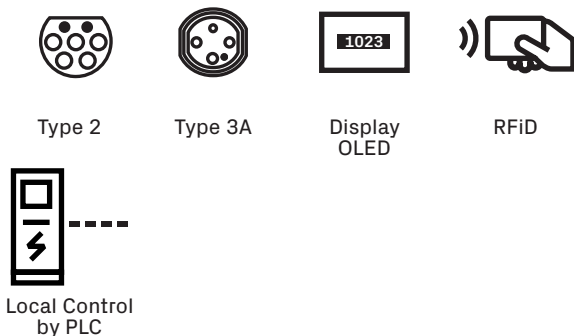
- Up to two type 2 sockets or with option T3A, with all the measurement and protection systems, electromechanical retention during charging, communication with the electric vehicle, connection monitoring and regulation of the current through PWM and differential protection circuit breaker type A
- Color-coded status LED for each socket (ready to use, faulty, charging etc...)
- Smart fault management, with internal check of the faults and automatic restart
- Internal load manager for the distribution of the maximum load set by the user, between the two sockets
- Back-up power supply with super "Supercap" capacitors
- Internal temperature sensors
- Stainless steel case
- OLED display with status, kWh meter, instantaneous kW, current, error code, etc...
- RFID reader for user authentication (local list)
- Automatic reclosure of the type A differential circuit breaker
- Shutter-type auto reclosing sockets, vandal-proof
- External management system - MODBUS TCP/IP for local monitoring and backing up of data

### Signaling and control

- Status LEDs and light signaling
- Display OLED 2x22 characters
- Authentication and unlocking systems via RFID locally managed in an internal list

### Types of connectors

- Type 2 or T3A connectors
- IEC/EN 62196-2
- Connector used for AC charging up to 22kW



## FIMER FLEXA Future Net

The FIMER FLEXA Future Net is a charging unit which is intelligently connected to a centralized system by an Internet connection established through a modem with OCPP protocol which allows a complete management of all parameters, accounts and payment methods available on the app.

It is equipped with:

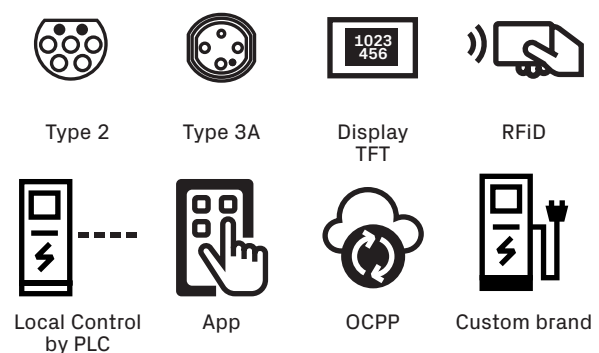
- Up to two type 2 sockets or with option T3A, with all the measurement and protection systems, electromechanical retention during charging, communication with the electric vehicle, connection monitoring and regulation of the current through PWM and differential protection circuit breaker type A.
- Color-coded status LED for each socket (ready to use, faulty, charging etc...)
- Smart fault management, with internal check of the faults and automatic restart
- Internal load manager for the distribution of the maximum load set by the user, between the two sockets
- Back-up power supply with super "Supercap" capacitors
- Internal temperature sensors
- Stainless steel case
- An intelligent remote monitoring and control system with an app for the customer and with a dashboard for the operator, with measurement of the energy, which will allow the roaming between different operators
- TFT display with status, kWh meter, instantaneous kW, etc...
- RFID reader for user authentication and recharge management
- OCPP 1.5 protocol
- Charging sockets equipped with protection and safety systems
- Automatic reclosure of the type A differential circuit breaker
- Type 2 and T3A sockets for electric vehicles, vandal-proof
- External management system - MODBUS TCP/IP- OCPP
- Internal diagnostics system for local monitoring and backing up of data

### Signaling and control

- Status LEDs and light signaling
- TFT display
- Authentication and unlocking systems via RFID

### Types of connectors

- Type 2 or T3A connectors
- IEC/EN 62196-2
- Connector used for AC recharging up to 22 kW



## Technical data

AC Station Model	FIMER FLEXA Stand Alone	FIMER FLEXA Local Controller	FIMER FLEXA Future Net
Charging mode / Case		<b>Mode 3, case B</b> <sup>1)</sup>	
Type of socket		<b>Type 2 / Type 3A</b> <sup>2)</sup>	
Maximum AC power per socket		<b>Max 22 kW</b>	
Operating voltage		3x 400V <sub>AC</sub> +/-10% (50 o 60 Hz)	
Maximum deliverable current		<b>32A</b>	
IP protection class		IP 54	
Casing material		Stainless steel AISI 304	
IK protection class (external impacts)		IK10	
Dimensions		1315x437x293	
Weight		48 Kg	
<b>Environment data</b>			
Operating temperature		<b>-25°C ... 50°C</b>	
Storage temperatures		-25°C ... 70°C	
Humidity		0 % ... 95 % (without condensation)	
Altitude		Up to 2000 m	
Type of installation		Public roads and parking lots	
<b>Internal components</b>			
Circuit breaker protection switch		4x D40	
Leakage detect protection		Complies with IEC 61851, made by RCM + RCD type A	
Energy meter		MID certified	
Contactors		2xNo/4xNO 40A, AC-1 @40°C	
Plug-socket		PWM-CP, PP <sup>1)</sup>	
<b>General data</b>			
OCP	-	-	1.5
Internal load manager	•	•	•
External management system	MODBUS TCP/IP	MODBUS TCP/IP	MODBUS TCP/IP oppure OCPP
Internal diagnostic system with "maintenance portal"	-	-	•
<b>Options</b>			
Electric discharger	•	•	•
SW for monitoring and backing up of data	•	•	•
<b>Signaling and control</b>			
Status LEDs and light signaling	•	•	•
OLED display 2x22 characters	-	•	-
TFT display	-	-	•
Authentication and unlocking systems via RFID	-	•	•
<b>Types of connectors</b>			
Type 2 / Type 3A connectors	•	•	•
IEC/EN 62196-2	•	•	•
Connector used for AC recharging up to 22 kW	•	•	•
<b>Certifications</b>			
EU	•	•	•
UL		Optional	
EMA		Optional	
AU		Optional	

1) Complies with IEC 61851-1.

2) Complies with IEC 62196-2.

**Remark. Features not specifically listed in the present data sheet are not included in the product**



For more information please contact your local FIMER representative or visit:

[fimer.com](http://fimer.com)

We reserve the right to make technical changes or modify the contents of this document without prior notice. With regard to purchase orders, the agreed particulars shall prevail. FIMER does not accept any responsibility whatsoever for potential errors or possible lack of information in this document.

We reserve all rights in this document and in the subject matter and illustrations contained therein. Any reproduction, disclosure to third parties or utilization of its contents – in whole or in parts – is forbidden without prior written consent of FIMER. Copyright© 2020 FIMER. All rights reserved.

